

# Logistical information for participants:

## ICLEI World Congress 2024

The Congress is just days away! Here's what you need to know

### Before traveling

Get familiar with the program

Have you taken the time to [read through the program](#) and identify the sessions and workshops you are most interested in attending? Now's the time.

Considerations for your stay in São Paulo

- **Business Attire**
  - There is no strict dress code for the ICLEI World Congress 2024, but business attire for the main congress components can be expected. For those participating in a site visit on the afternoon of 20 June, we recommend comfortable walking shoes.
- **Stay hydrated**
  - Water stations will be provided in the venue, and participants will be receiving a reusable cup in their participant kit. Make sure to stay hydrated throughout the congress!
- **Weather in São Paulo in June**
  - The weather forecast for June in São Paulo indicates sunny days on most days of the Congress. However, temperatures tend to drop at night. That's why it's recommended to wear light clothing and jackets to be prepared for the weather.
- **Sockets**
  - In Brazil, the common voltage is 127/220 V. The frequency is 60 Hz. Sockets and plugs are type N. If the plug used in your country is different, you will need to use a universal adapter or an adapter for the Brazilian model.
- **Payments**
  - In Brazil, paying by card is extremely common and convenient, including in taxis, cafes, restaurants and shops.

## After arriving in Brazil

### Getting to São Paulo and the venues

#### Traveling from Airport to the Park Ibirapuera

- **Guarulhos International Airport:** Most participants coming from outside Brazil will be arriving at Guarulhos International Airport (GRU), located about 25 kilometers from downtown São Paulo. Accessible by taxi, shared shuttle services, buses and the CPTM train service to downtown São Paulo. Tip: Arrive 2 hours before domestic flights and 3 hours before international flights.
- **Viracopos International Airport:** About 100 kilometers from downtown São Paulo. Accessible by cab, shared shuttle services, airport shuttle buses and private vehicle services.
- **Congonhas Airport:** About 10 km from downtown São Paulo. Accessible by cab, shared shuttle services, airport shuttle buses and public transportation.
- **Campo de Marte:** About 9 kilometers from downtown São Paulo. Can be reached by cab, carpool, private car and public transportation.

#### Getting a Taxi or an Uber at the Airports

When arriving at the airport, getting a taxi is easy and recommended. At the four airports mentioned above you can find an official taxi stand where you can book your taxi by providing your destination to the cashier and pay directly by credit card.

Alternatively, Uber is also recommended for its convenience and ease of use. Simply download the app, input your destination, and a driver will be assigned to pick you up at a specified location.

#### Getting shared shuttle services at the Airports

Shuttle services operate on a scheduled basis. Consult the time table at the airport.

#### Using public transport at the Airports

In São Paulo, public transportation is a viable and often economical option for getting from the airport to your destination. The city is served by an extensive network of buses and metro lines. From São Paulo-Guarulhos International Airport (GRU), you can take the Airport Bus Service, which offers routes to key locations like Tietê Bus Terminal, Paulista Avenue, and Congonhas Airport.

Additionally, the airport is connected to the city's metro system via Line 13 (Jade), which links to other major lines, facilitating easy transfers across the city. The metro is known for being efficient and relatively affordable, with signs and announcements often available in English to assist international travelers. For a more comprehensive travel plan, apps like Moovit or Google Maps can help navigate the public transport system, providing real-time schedules and route options.

## Getting to the Venues

See detailed information on page 6

## During the Congress

### Registration at the Congress

**Badge Collection:** Badges can be collected at the registration desk located inside the entrance to the Pacubra. Badges will be required for attendance at all ICLEI World Congress 2024 events. Badges will be printed based on the information provided during your registration.

**Registration hours:**

- 18 June: 17:00-20:00
- 19 June: 08:00-19:00
- 20 June: 08:00-14:00
- 21 June: 08:00-12:00

### Congress languages and interpretation

The ICLEI World Congress 2024 program will be available in Portuguese, English, and Spanish. Interpretation will be available for all sessions and headsets can be collected at the distribution counter behind the registration desk.

Please note that all sessions will take place in an open area and headsets will be used for silent lectures.

### Site Visits

A limited number of [site visits](#) will be offered on the afternoon of 20 June. Registration for the site visits is limited and will be on a first come first serve basis at the following times:

19 June: 09:00-18:00

Participants will depart from the Ibirapuera Park at 14:00 and will be shuttled to the specific site visit location. After the site visit, participants will be brought back to the Wyndham Sao Paulo Ibirapuera Convention Hotel.

### The Global Research & Innovation Symposium

The Global Research & Innovation Symposium will be held at the [FGV Auditorium \(Auditório FGV\), Avenida 9 de julho, 2029 Bela Vista, São Paulo, SP CEP: 01313-902](#) (entrance also through Rua Itapeva 432) in the morning and at the Noble Room (Salão Nobre) in the afternoon (4F).

### Venue facilities

**Internet access**

Free Wi-Fi will be available to all Congress participants via the venue's internet, and no password is required. Please be aware that high-speed internet will not be provided due to the physical characteristics of the Pacubra venue, which may result in some instability.

**Water stations**

Water stations will be available around the venue. With this in mind please bring your own reusable water bottle to reduce waste

## Press & Media Services

All accredited journalists and press representatives should check in at registration to claim their press pass. The ICLEI and São Paulo communications teams are on hand to respond to queries, interview or photo requests, and provide more information to members of the press. Questions can be directed to [anastasia.sukhoroslova@iclei.org](mailto:anastasia.sukhoroslova@iclei.org).

## Photography and video disclaimer

All Congress activities and sessions are documented with photographs and video material. The material may be used by ICLEI and partners for print and web publication in the future. If you do not wish to appear in any visual material please inform ICLEI by contacting [world.congress@iclei.org](mailto:world.congress@iclei.org).

## An equitable and sustainable Congress

ICLEI and the City of São Paulo are proud to be organizing a sustainable event and have taken a number of steps to make ICLEI World Congress 2024 an equitable and sustainable event.

However, in order to fully deliver on this goal, we need your help! Thank you in advance for actively supporting this effort by using your reusable water bottle, enjoying the delicious local and vegetarian cuisine that will be served throughout the event, and making sustainable choices throughout your stay in São Paulo.

We greatly appreciate your efforts to foster a safe, healthy, and pleasant environment for all!

## Enjoy São Paulo - Cultural Activities

The Museu de Arte de São Paulo (MASP)	<a href="https://www.masp.org.br/">https://www.masp.org.br/</a>
Museum of Modern Art of São Paulo	<a href="https://mam.org.br/">https://mam.org.br/</a>
Museum of Contemporary Art of the University of São Paulo	<a href="http://www.mac.usp.br/">http://www.mac.usp.br/</a>
SESC - Social Service of Commerce	<a href="https://www.sescsp.org.br/">https://www.sescsp.org.br/</a>
Casa das Rosas	<a href="https://site.casadasrosas.org.br/">https://site.casadasrosas.org.br/</a>
The Memorial da Resistência	<a href="https://memorialdaresistencia.org.br/">https://memorialdaresistencia.org.br/</a>
Memorial of Latin America	<a href="https://memorial.org.br/">https://memorial.org.br/</a>
Museum of Image and Sound	<a href="https://mis-sp.org.br/">https://mis-sp.org.br/</a>
MIS Experience	<a href="https://misexperience.org.br/">https://misexperience.org.br/</a>
Museu Afro Brasil	<a href="http://www.museuafrobrasil.org.br/">http://www.museuafrobrasil.org.br/</a>
Catavento Museum	<a href="https://museucatavento.org.br/">https://museucatavento.org.br/</a>
Museum of Sexual Diversity	<a href="https://www.museudadiversidadeseaxual.org.br/">https://www.museudadiversidadeseaxual.org.br/</a>
Museum of Indigenous Cultures	<a href="https://museudasculturasindigenas.org.br/">https://museudasculturasindigenas.org.br/</a>
Museum of Favelas	<a href="https://www.museudasfavelas.org.br/">https://www.museudasfavelas.org.br/</a>

Museum of Immigration	<a href="https://museudaimigracao.org.br/">https://museudaimigracao.org.br/</a>
Portuguese Language Museum	<a href="http://www.museudalinguaportuguesa.org.br">www.museudalinguaportuguesa.org.br</a>
Football Museum	<a href="https://museudofutebol.org.br/">https://museudofutebol.org.br/</a>
Paço das Artes	<a href="https://pacodasartes.org.br/">https://pacodasartes.org.br/</a>
Pinacoteca (Pina Luz, Estação Pinacoteca and Pina Contemporânea)	<a href="https://pinacoteca.org.br/">https://pinacoteca.org.br/</a>
Sala São Paulo	<a href="https://www.salasaopaulo.art.br/osesp">https://www.salasaopaulo.art.br/osesp</a>
São Pedro Theater	<a href="https://theatrosaopedro.org.br/">https://theatrosaopedro.org.br/</a>
Sérgio Cardoso Theater	<a href="https://www.teatrosergiocardoso.org.br">https://www.teatrosergiocardoso.org.br</a>
Itaú Cultural Institute	<a href="https://www.itaucultural.org.br/">https://www.itaucultural.org.br/</a>

## Restaurants and bars

Restaurante Selvagem	Brazilian	<a href="https://www.instagram.com/selvagemibirapuera/">https://www.instagram.com/selvagemibirapuera/</a>
Prêt no MAM	Brazilian	<a href="https://www.instagram.com/pretnomam/">https://www.instagram.com/pretnomam/</a>
Vista Restaurante	Brazilian	<a href="https://www.instagram.com/vistaibirapuera/">https://www.instagram.com/vistaibirapuera/</a>
Jiquitaia	Brazilian	<a href="https://www.instagram.com/jiquitaia/">https://www.instagram.com/jiquitaia/</a>
A Figueira Rubaiyat	Meat	<a href="https://www.instagram.com/afigueirarubaiyat/">https://www.instagram.com/afigueirarubaiyat/</a>
Restaurante Aizomê	Japanese	<a href="https://www.instagram.com/aizomerestaurante/">https://www.instagram.com/aizomerestaurante/</a>
mug.sp	Brunch	<a href="https://www.instagram.com/mug.sp/">https://www.instagram.com/mug.sp/</a>
Veridiana	Pizzeria	<a href="https://www.instagram.com/veridianapizzaria/">https://www.instagram.com/veridianapizzaria/</a>
Koshō Japanese	Japanese	<a href="https://www.instagram.com/kosho.japanese/">https://www.instagram.com/kosho.japanese/</a>
Gula Gula	Healthy	<a href="https://www.instagram.com/gulaquarestaurante/">https://www.instagram.com/gulaquarestaurante/</a>
Kome Restaurante	Japanese	<a href="https://www.instagram.com/komemoema/">https://www.instagram.com/komemoema/</a>
Tordasilha	Brazilian	<a href="https://www.instagram.com/tordasilhas/">https://www.instagram.com/tordasilhas/</a>
Skye Restaurante & Bar	Brazilian	<a href="https://www.instagram.com/skye_bar_/">https://www.instagram.com/skye_bar_//</a>

## Emergency numbers in Brazil

- **Call 190:** if you require immediate assistance from the Police.  
Police (190): This number is for cases involving situations of crime, violence, muggings, physical assaults, robberies, thefts, among others. The Military Police are responsible for dealing with these situations and sending officers to resolve the emergency.
- **Call 192:** if you require immediate assistance from an Ambulance.  
Serviço de Atendimento Móvel de Urgência (SAMU) is responsible for providing emergency medical care in the event of accidents and health problems that require immediate assistance. The service sends an emergency medical team to the scene and can provide first aid advice over the phone until the team arrives.
- **Call 193 :** if you require immediate assistance from the Fire and Rescue Department.  
Fire Department (193): The Fire Brigade is called out in situations involving fires, accidents involving chemical products, rescues in areas that are difficult to access, water rescues, rescues of people trapped in vehicle fittings, among other emergencies related to safety and rescue.
- **Call 181:** to report general irregularities, such as corruption and cases of violence.
- **Tourist Assistance Police Station (DEATUR):** +55 11 3120-4417

## A safe Congress

**Code of Conduct:** ICLEI and the City of São Paulo are committed to providing a safe congress experience for everyone. Harassment of congress participants in any form or fora during the congress shall not be tolerated. Please read the Code of Conduct carefully before the event. Participants are encouraged to foster a safe, healthy, and pleasant environment for all!

Any participant who feels that they have been harassed, notices that someone else is being harassed, or has any other concerns, may report the matter immediately to the event organizers through one of these channels:

- Sending an email to [safe-event@iclei.org](mailto:safe-event@iclei.org)
- Approaching ICLEI Staff at the Helpdesk: specially designated reference people are available to support you any time in case of need and are prepared to take action according to the case.

## Our contact details

**Have we answered your question? If not, check out our website and FAQ.**

**For questions related to participant logistics and any of the topics above, please email world.congress@iclei.org.**

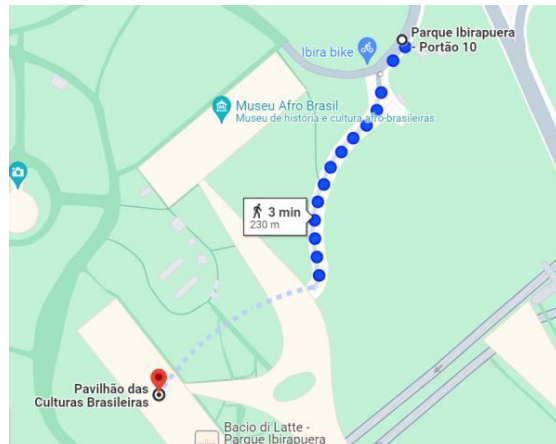
# Getting to the Venues

## From the Primary Congress Hotel to the Parque Ibirapuera

The venue is situated at the Parque Ibirapuera and it is accessible from Gate 10.

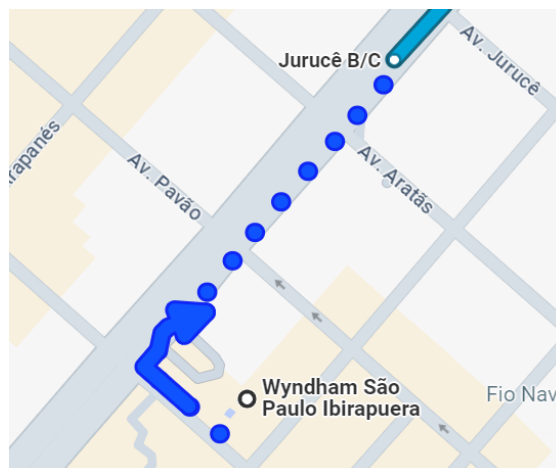
### By Car (20 minutes):

- Enter through Gate 10
- Walk about 3 minutes to the Pavilion of Brazilian Cultures (Reference point: Bacio di Latte)



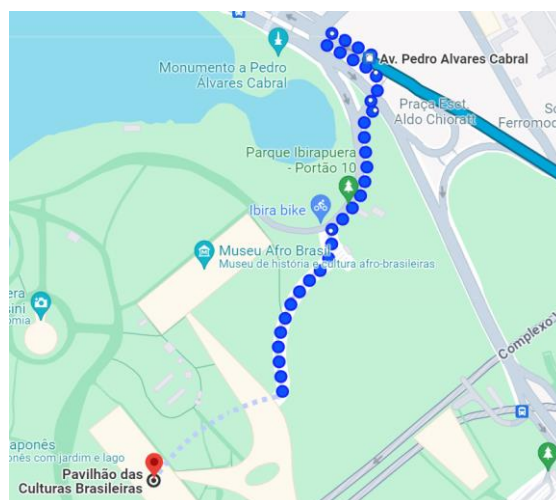
### By Bus (25 minutes) - Part 1:

- Exit the Wyndham São Paulo Ibirapuera and turn right onto Av. Ibirapuera and walk about 5 minutes to the Juruce B/C bus terminal.



### Part 2:

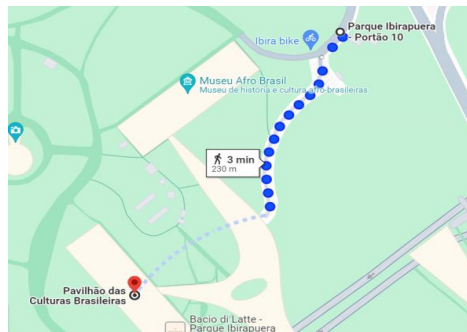
- At the Juruce B/C bus terminal, still on Ibirapuera Avenue, take bus 6358-10 Terminal Bandeira.
- After about 14 minutes, get off at Av. Pedro Álvares Cabral, walk about 5 minutes and enter Ibirapuera Park through Gate 10.
- At Gate 10, walk about 3 minutes to the Pavilion of Brazilian Cultures



## From Hotel Slaviero Downtown São Paulo to the Parque Ibirapuera

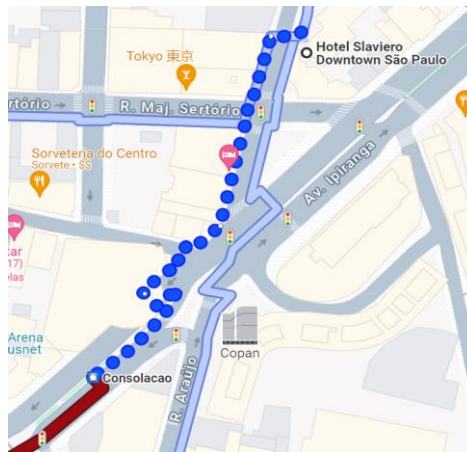
### By Car (20 minutes):

- Enter through Gate 10
- Walk about 3 minutes to the Pavilion of Brazilian Cultures (Reference point: Bacio di Latte)



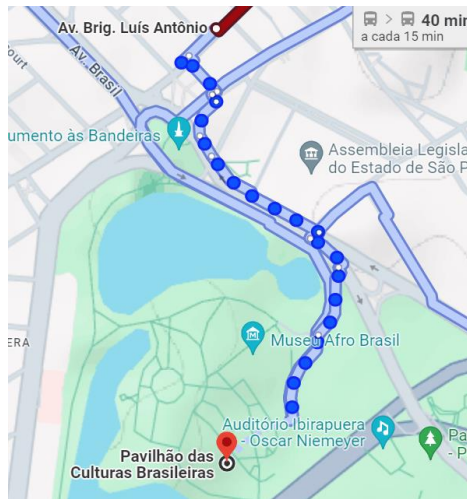
### By Bus (40 minutes) - Part 1:

- Exit the Slaviero Downtown São Paulo Hotel and turn right
- Continue until you reach Rua Xavier de Toledo and turn left, continue until you reach Avenida São João and turn right.
- Follow Avenida São João until you reach Avenida Ipiranga.
- When you reach Avenida Ipiranga, turn left and continue until you reach Terminal Consolação
- At the Consolação terminal, take Bus 669A-10 Terminal Santo Amaro via Av. Santo Amaro



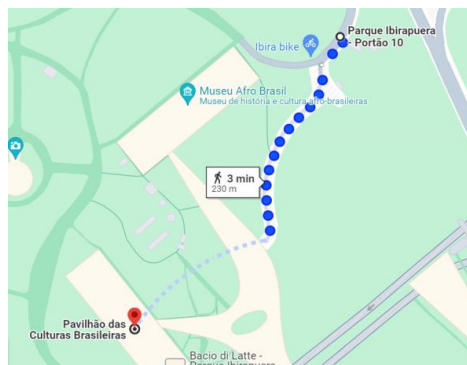
### Part 2:

- Get off at the Brig. Luís Antônio Avenue stop
- Then, after 14 minutes, head in a northeasterly direction on Av. northeast on Av. Brigadeiro Luís Antônio towards R. Artur Etzel
- Turn right onto Rua Manuel de Nóbrega until you reach Av. Pedro Álvares Cabral



### Part 3:

- Enter through Gate 10
- Walk about 3 minutes to the Pavilion of Brazilian Cultures (Reference point: Bacio di Latte)

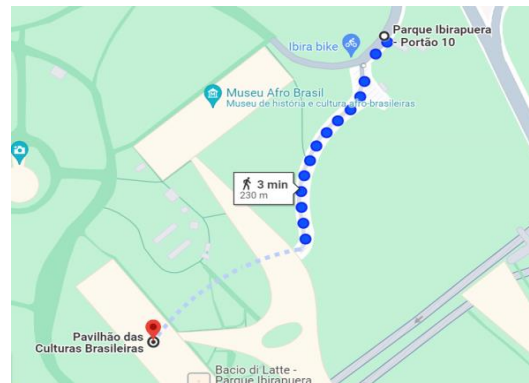




## From Hotel Slaviero São Paulo Ibirapuera to the Parque Ibirapuera

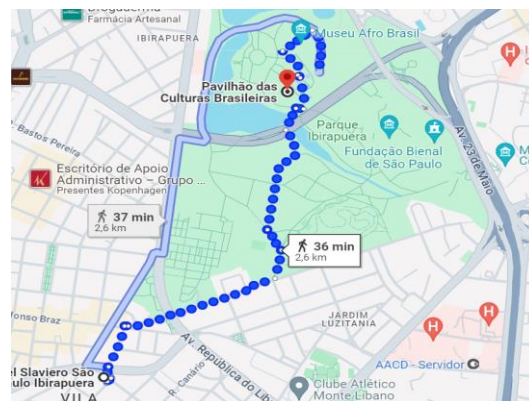
### By Car (16 minutes):

- Enter through Gate 10
- Walk about 3 minutes to the Pavilion of Brazilian Cultures (Reference point: Bacio di Latte)



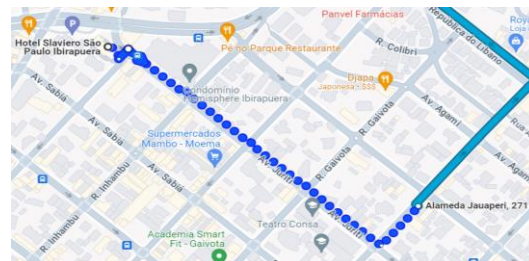
### On foot (36 minutes):

- Exit the Slaviero São Paulo Ibirapuera Hotel and turn right onto Rua Tuim
- Continue on Rua Tuim until you reach Avenida Quarto Centenário and turn left
- Follow Avenida Quarto Centenário until you find Gate 6 of Ibirapuera Park
- Enter the Park through Gate 6
- After entering the Park, walk about 10 to 15 minutes to the Metallic Bridge



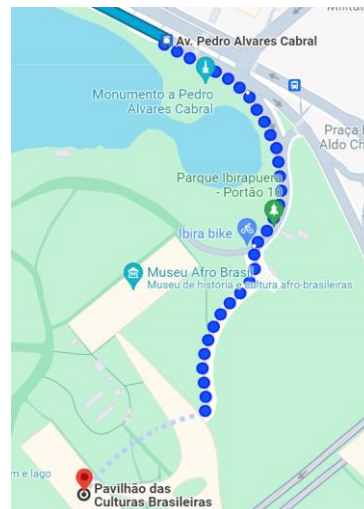
### By Bus (28 minutes) - Part 1:

- In a 9-minute ride, Exit the Slaviero São Paulo Ibirapuera Hotel in the direction of Av. Juriti
- Walk 600 meters towards Alameda Jauaperi, 271
- At Alameda Jauaperi, 271, take Bus 509J-10 Parque Ibirapuera



### Part 2:

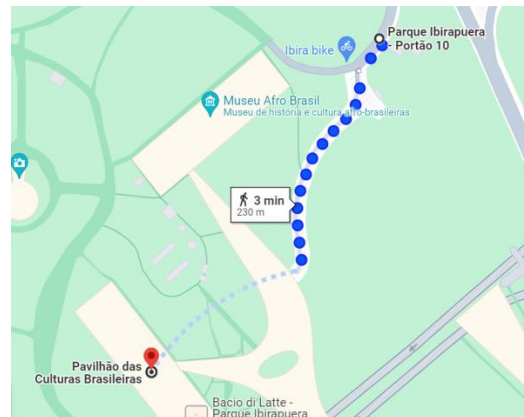
- Get off at Av. Pedro Álvares Cabral, walk about 5 minutes and enter Ibirapuera Park through Gate 10
- At Gate 10, walk about 3 minutes to the Pavilion of Brazilian Cultures



## From Hotel Slaviero São Paulo Moema to the Parque Ibirapuera

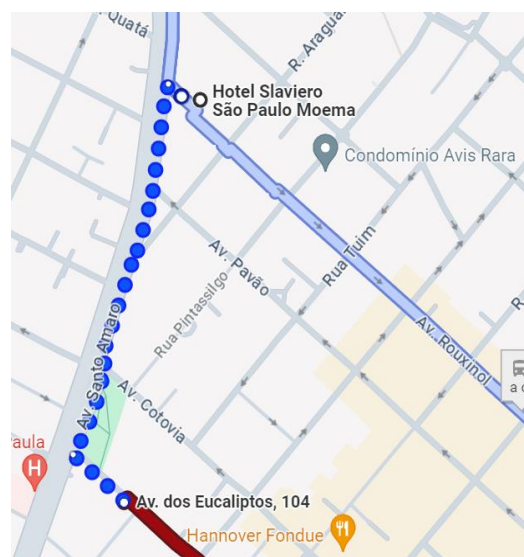
### By Car (16 minutes)

- Enter through Gate 10
- Walk about 3 minutes to the Pavilion of Brazilian Cultures (Reference point: Bacio di Latte)



### By Bus (30 minutes) - Part 1

- Leave the Slaviero São Paulo Moema Hotel in the direction of Av. Santo Amaro
- Walk for 9 minutes and turn left onto Av. dos Eucaliptos 104
- At Av. dos Eucaliptos 104, take Bus 5154-10 Terminal Princesa Isabel via Berrini and Av. Ibirapuera



### Part 2

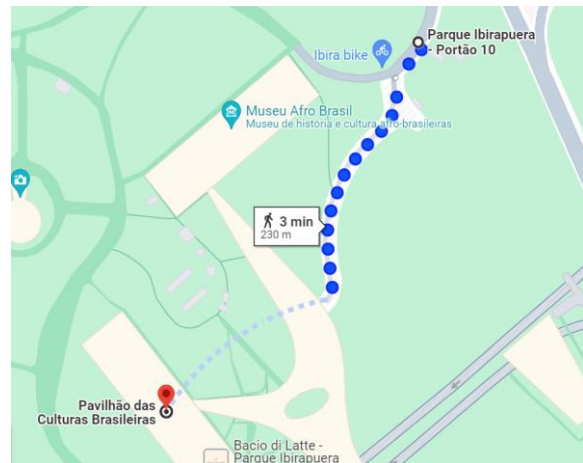
- After about 19 minutes, get off at Av. Pedro Álvares Cabral, walk about 5 minutes and enter Ibirapuera Park through Gate 10
- At Gate 10, walk about 3 minutes to the Pavilion of Brazilian Cultures



## From Hotel Mercure São Paulo Ibirapuera to the Parque Ibirapuera

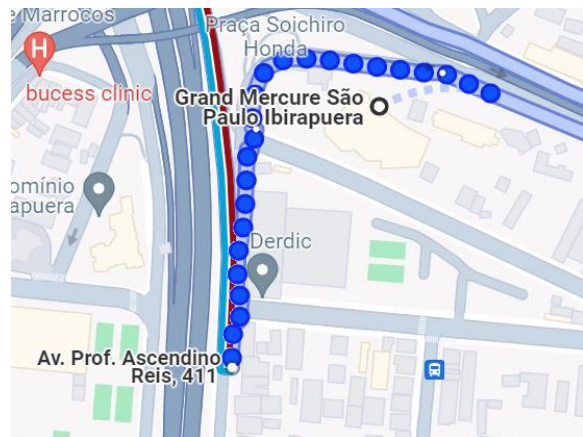
### By Car (10 minutes):

- Enter through Gate 10
- Walk about 3 minutes to the Pavilion of Brazilian Cultures (Reference point: Bacio di Latte)



### By Bus (20 minutes) - Part 1:

- Exit the Grand Mercure São Paulo Ibirapuera and head northwest on R. Sena Madureira towards R. José Ferreira Pinto
- Go straight for 5 minutes until Av. Prof. Ascendino Reis, 411
- At Av. Prof. Ascendino Reis 411 take Bus 5185-10 Terminal Parque Dom Pedro II



### Part 2

- After about 5 minutes, get off at Av. Pedro Álvares Cabral, walk about 5 minutes and enter Ibirapuera Park through Gate 10
- At Gate 10, walk about 3 minutes to the Pavilion of Brazilian Cultures

